

Entrance Control Range



Turnstiles

Solutions for controlling the flow of people into and out of buildings. Range includes indoor and outdoor turnstiles. Indoor – speed gates, entrance gates and tripod turnstiles – allow for freedom of movement, whilst outdoor – full-height turnstiles and revolving security doors – provide a higher level of security.



Interlocks & Automation

Portals, airlocks, automatic doors, detection systems, operators and locks make up our portfolio of solutions ranging from classic access control up to certified high-security products with blast and bullet resistance.



Airport

Solutions for immigration procedure, fast boarding access and exit flow control to secure airports and make it a smoother experience for passengers.



Metro

Wide range of specialised products for mass transit transport applications, including tripod turnstiles, entrance gates and speed gates.


Gunnebo security group has an annual turnover of MEUR 760 and 6 500 employees. We are suppliers of integrated security solutions for banking, retail and other sectors requiring high-security protection. Our experience and presence make your world safer.

For more information and contact details of your local sales organisation please visit: www.gunnebo.com

GUNNEBO
For a safer world®

Performance Doors, Windows and Partitions

High-security protection for your premises



Performance Doors, Windows and Partitions



High-performance solutions...

Performance Doors, Windows and Partitions

To improve the security in buildings such as embassies, banks, prisons, airports, railway stations, shops, offices and government departments, Gunnebo offers a range of high performance doors, windows and partitions, many of which have been independently tested to ensure they meet the toughest security and construction standards.

Gunnebo's range is divided into the following sections:

Anti-Intrusion Security Doors and Windows

High-security solutions including manual attack, blast, ballistic and fire resistant doors and windows.

Products include:

Citadel P60/P80
Staffline SliRitz

Modular Walling

Interior and exterior enclosures for the protection of cash dispensers and cash counting and handling areas.

Products include:

CityWall

Counters, Screens and Transfer Solutions

Secure transfer of cash, valuables and documents.

Products include:

Paypoint windows
Transfer trays and pass throughs
Sliding trays
Front-opening counters
Rotary and bulk transfer units

ATM Protection

Self-contained interior or exterior enclosures to protect single ATMs and CIT staff.

Products include:

ArmaPod Plus
CityPod

...to improve the level of security in your building



Anti-Intrusion Security Doors and Windows

Gunnebo has developed a wide range of aluminium, steel and wooden security doors, all of which can be customised to suit the customer's design requirements. With the inclusion of special steel armour, the doors can be upgraded to offer ballistic protection.



Steel Doors – Citadel / Sentinel / Stalwart

Steel security doors for internal and external use. Designed to meet stringent manual attack (LPS1175), ballistic (EN1522) and fire (BS476) standards.



Aluminium Doors – P60 / P80

Aluminium security door for internal and external use. Constructed from a special narrow profile to offer an unobtrusive solution. Certified against manual (ENV1627) and ballistic attack (EN1522).



Wooden Doors – Staffline

Wooden security doors for internal use. Constructed with a special lamination of steel armour onto a solid timber core to protect against manual and ballistic attack. Available in a variety of timber finishes to complement the most traditional or modern designs.



Aluminium Sliding Windows – SliRitz

Armoured aluminium sliding window for internal and external use. With its fast action mechanism it can be opened and closed quickly to prevent or react to any attack. Certified against ballistic attack (EN1522).

Ballistic Standards

EN1522	Shots	EN1063	Shots	Weapon	Calibre
FB1	As required	BR1	3	Rifle	.22 LR
FB2	As required	BR2	3	Hand Gun	9mm Luger
FB3	As required	BR3	3	Hand Gun	.357 Magnum
FB4	As required			Hand Gun	.357 Magnum
FB4	As required	BR4	3	Hand Gun	.44 Remington Magnum
FB5	As required	BR5	3	Rifle	5.56 x 45
FB6	As required			Rifle	5.56 x 45
FB6	As required	BR6	3	Rifle	7.62 x 51
FB7	As required	BR7	3	Rifle	7.62 x 51
FSG	As required	SG1	1	Shot Gun	12 bore 70
		SG2	3	Shot Gun	12 bore 70

Ammunition weight and projectile velocity differ between standards.

Blast Resistance

Gunnebo offers a full range of blast doors and partitions to satisfy the ever-increasing market demands to protect personnel, property and assets from theft and attack.

The product range is constructed from either reinforced aluminium or armoured steel plate with specialist safety glazing depending upon the level of specified protection.

DetoRitz	Aluminium EPR1 to 4 and FB5/6 ballistic
DeflaRitz	Aluminium to EN13123
ExploRitz	Aluminium to ISO/DIS 16933
Citadel	Steel to an equivalent of 100kg at 12m
CityWall	Steel to an equivalent of 100kg at 12m




Custodial Doors

Designed to specific national standards in either steel or timber construction depending upon the containment application. Due to the nature of use, the doors are of heavy-duty construction, utilising special hinges, specialist custodial locks and door furniture.

Door frames can be either surface mount or concrete cast into the construction fabric of the holding cell for increased security and longevity of use.

Custodial doors can be fitted with numerous hatch options, lock alternatives, and optional fire resistant materials.





Modular Walling

Gunnebo's modular walling range is designed to create a secure enclosure and provide resistance from both physical and ballistic attack. Modularity allows the panels to be used as security linings for existing rooms requiring security upgrading, for the construction of secure barriers to keep sensitive areas shielded off to the public or to form free-standing enclosures.



CityWall

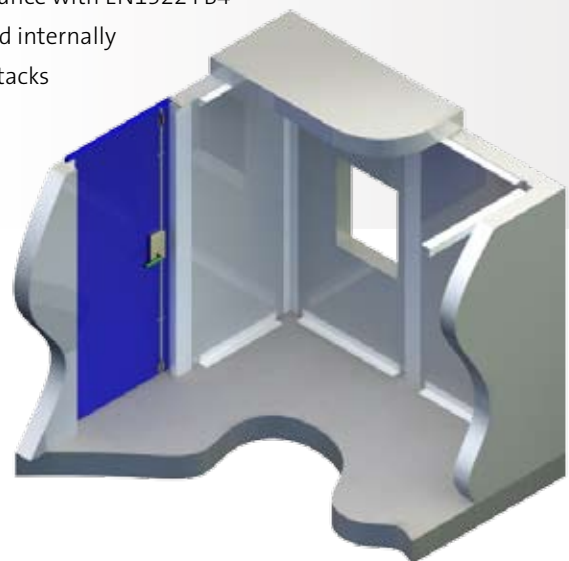
The modular design of CityWall allows virtually any size or shape of enclosure to be constructed. CityWall panels can be adapted to fit Gunnebo security doors, vision panels, transfer units, and other security accessories. Equipment such as ATMs can easily be incorporated into the CityWall system to protect the ATM from attack and theft as well as offering protection to CIT personnel servicing and refilling the ATM.

The flexibility and modular form of the CityWall allows rapid build with the possibility of extension or reduction in size and relocation. This helps keep installation times to a minimum resulting in cost savings with less disruption and inconvenience for the customer.

CityWall offers significant resistance against opportunistic and planned physical attack:

- Physical resistance in accordance with ENV1627 L4 and LPS1175 SR4 and SR5*
- Ballistic resistance in accordance with EN1522 FB4
- CityWall has also been tested internally for resistance to ram-raid attacks

*pending





ATM Protection



ArmaPod Plus

The ArmaPod Plus is an internal self-contained enclosure which provides a secure area for ATM and cash dispensing. ArmaPod Plus offers physical attack protection to CIT personnel involved in servicing the ATM via the extension of an in-built telescopic access section to create a safe enclosed working area.

- The ArmaPod Plus is installed without any alteration to the building structure. It is simply moved into position and anchored to the floor.
- Supplied flatpacked for site assembly to cater for confined access. Pre-assembled units are available as an option.
- Available to suit either front or rear loading ATMs.



CityPod

CityPod is an external self-contained enclosure which provides a secure area for the servicing, maintenance and replenishment of ATMs via the extension of the in-built telescopic access section. CityPod is designed to resist physical attack and its principle components also offer protection against ballistic and ram-raid attack.

- Supplied fully assembled – CityPod can be easily and quickly installed onto a prepared foundation.
- Available to suit either front or rear loading ATMs.
- External claddings can be fitted to match corporate design.



Counters, Screens and Transfer Solutions

A range of counters and screens which resist physical and ballistic attack. Constructed with steel armour plating and specialist glazing.

The concept is a counter and screen which creates a full barrier between personnel and customers to provide protection for staff and assets, whilst retaining the feeling of an open and friendly environment. The armour plating is concealed within the fabrication of the counter panels from floor to waist height. Above counter level, high-performance safety glass is utilised to cover the remaining space to the ceiling.

Available in single, double and triple counter heights to comply with disability regulations. To retain the protective integrity, transfer units can be incorporated into the counter top allowing for the simple transfer of items from one side to the other, with no compromise to security.

Our range of transfer solutions can be built into the counter when ordered or integrated into existing installations.



Paypoint Windows

Manual and ballistic attack windows with or without transfer trays for passing valuables.



Sliding Trays

Range of multiple flush-mounted trays offering high level protection for the exchange of documents and large items.



Rotary and Bulk Transfer Units

Rotation drums and interlocking access doors to allow the safe exchange of bulky and valuable items.



Transfer Trays and Pass Throughs

Range of trays and pass throughs of varying sizes for flush mounting into counter surfaces to enable the secure passage of cash, valuables and documents. Ballistic protection is available.



Front-Opening Counters

Range of front-opening counter drawers for the transfer and exchange of valuables and documents. Ballistic protection is available on some models.